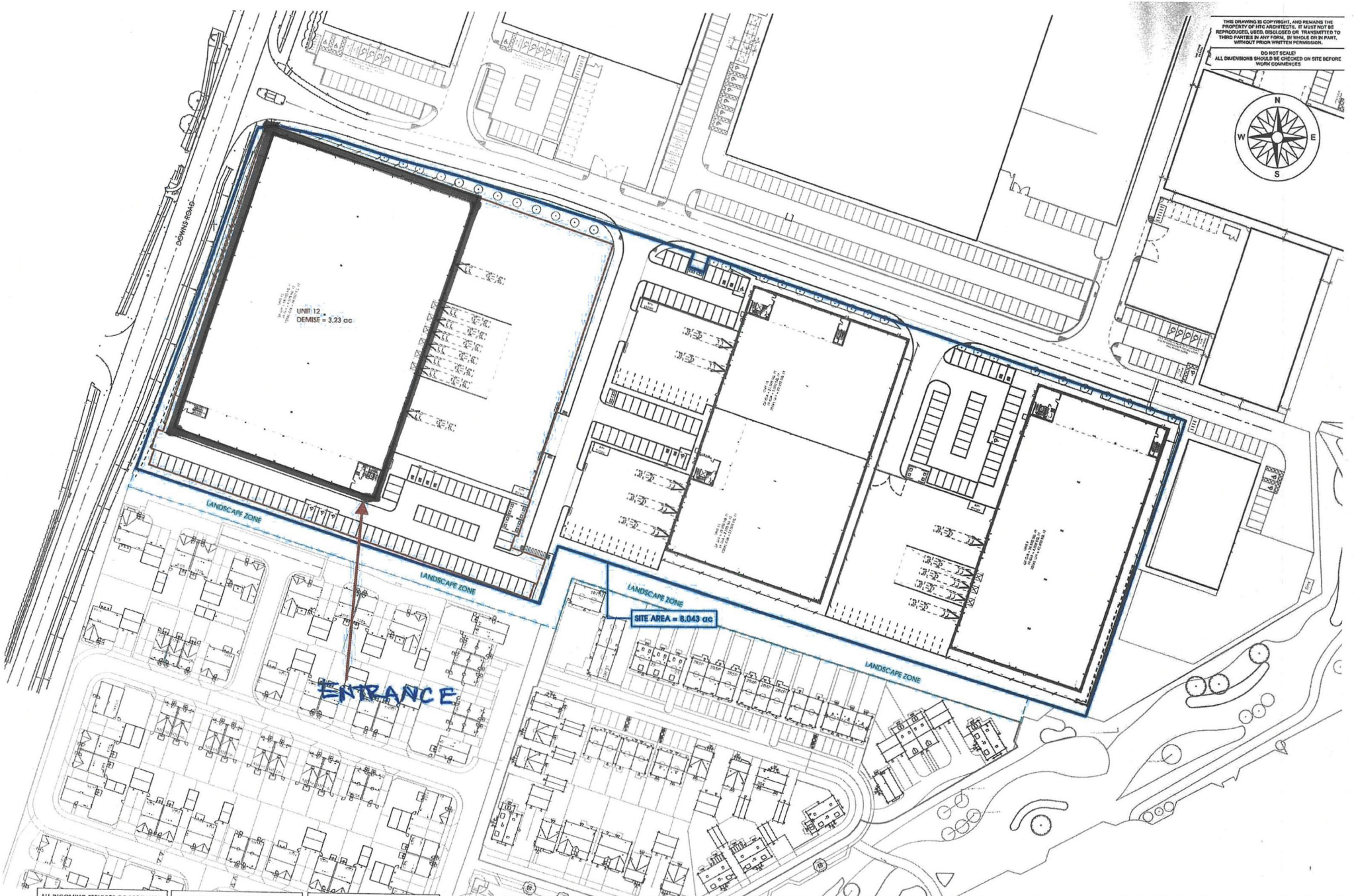
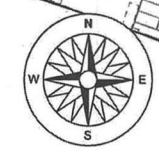


THIS DRAWING IS COPYRIGHT, AND REMAINS THE PROPERTY OF HIS ARCHITECTS. IT MUST NOT BE REPRODUCED, USED, DISCLOSED OR TRANSMITTED TO THIRD PARTIES IN ANY FORM, IN WHOLE OR IN PART, WITHOUT PRIOR WRITTEN PERMISSION.

DO NOT SCALE!
ALL DIMENSIONS SHOWN TO BE CHECKED ON SITE BEFORE WORK COMMENCES



ALL INCOMING SERVICES COORDINATED WITH SEC AND HVACS DESIGNS AND LAYOUTS

ALL U VALUES TO BE IN ACCORDANCE WITH THE SREM REPORT, PROVIDED BY THE MAIN CONTRACTOR.

ALL STRUCTURE SHOWN IN LINE PRP CONSULTING ENGINEERS INFORMATION, AND DETAILED DESIGN BY STEELWORK SUB CONSULTANT.

REFER TO FIRE BOUNDARIES DRAWINGS FOR INFORMATION ON FIRE BOUNDARY REQUIREMENTS

DRAWING TO BE READ IN CONJUNCTION WITH GOODRICH CONSULTING WRITTEN SPECIFICATION.

1: 10/06/2022 09:00:00
2: 10/06/2022 10:00:00
3: 10/06/2022 11:00:00

client



project

Witney, Oxfordshire

drawing title

Unit 12 Demise Plan

date July 2023

status AS BUILT

scale 1:1000 @A3

drawn AB checked D.W

job no. 2250 dwg no. P3-DP12 rev. B

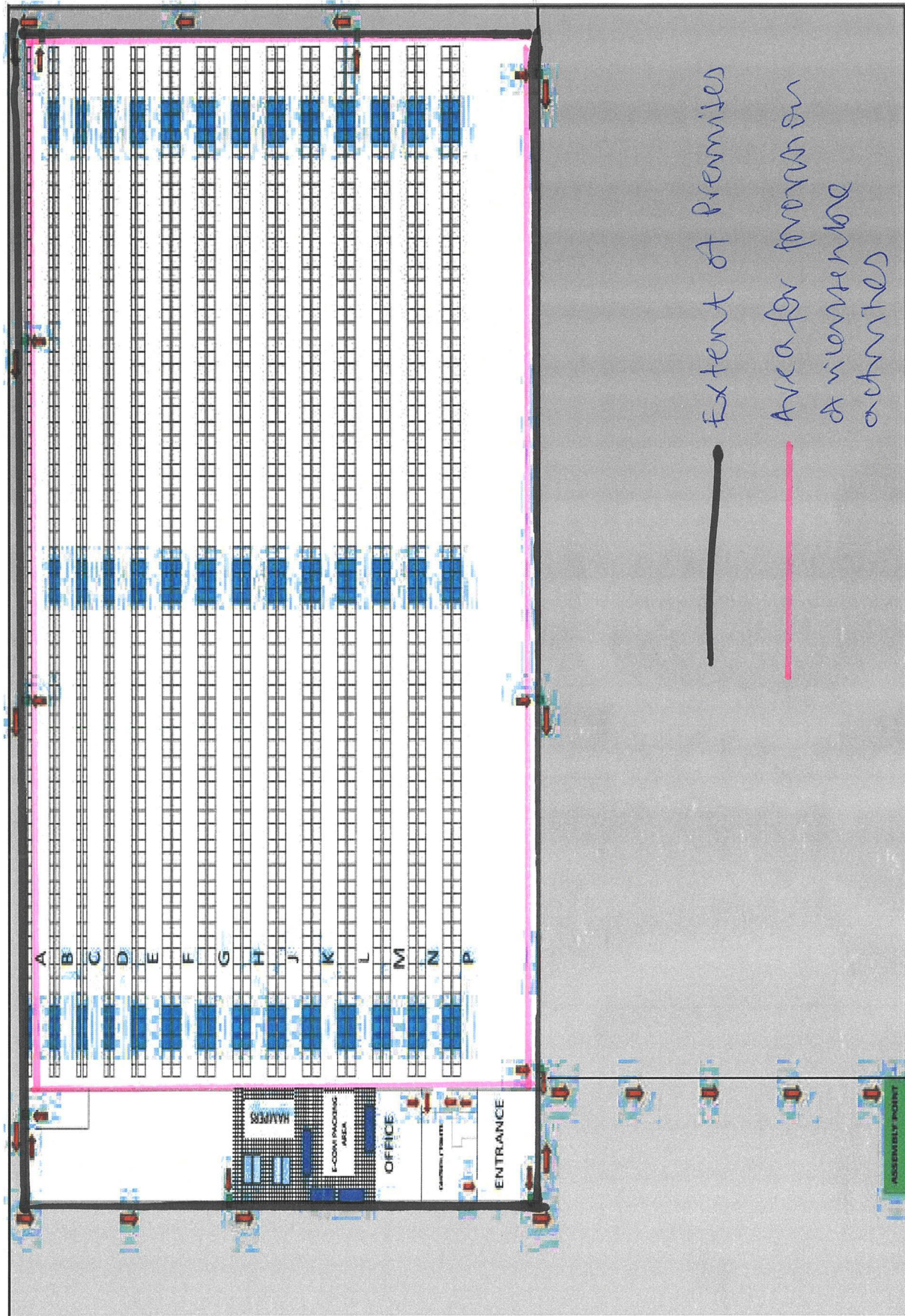


York Place Studio
8 Brittonia Street
Leeds
LS1 2JZ
10113 245 3457
www.htcarchitects.co.uk
E: info@htcarchitects.co.uk

CHT/site

Tungsten

Fire Escape Routes



Updated 25.03.2024

CHT/01